

mod. **NRV-M**

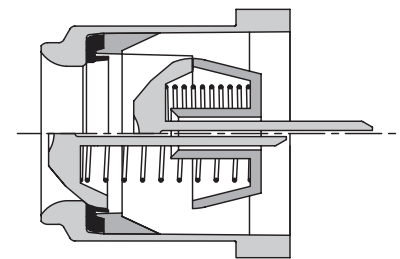
Valvola di non ritorno per contatori d'acqua a getto multipli.

No-return valve for multi jet water meters

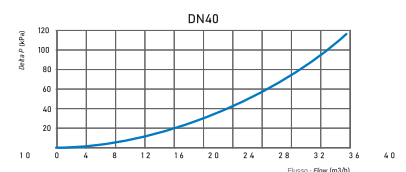
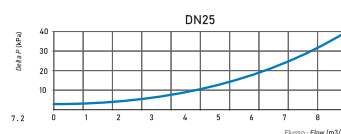
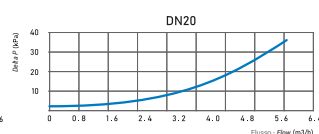
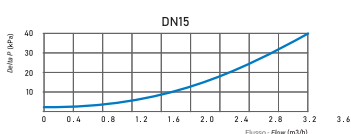
Dati Tecnici - Technical Data	
Pressione operativa <i>Working pressure</i>	PN10
Pressione di test <i>Testing pressure</i>	1600 kPa
Pressione di chiusura <i>Closing pressure</i>	10 cm wc
Temperatura operativa <i>Working temperature</i>	0-90° C

Materiali - Materials	
Involucro <i>House</i>	POM
Valvola <i>Valve</i>	POM
Stelo <i>Torpedo</i>	POM
Diaframma <i>Diaphragm</i>	Gomma <i>Rubber</i>
Molla <i>Spring</i>	Acciaio INOX <i>Stainless Steel</i>

Dimensioni (mm) Dimensions (mm)	DN	in	L1	L2	H1	H2	H3	A	B
		15	½"	17,6	23,5	18,4	-	20	-
	20	¾"	24,5	32	22	17,6	24,7	3	7
	25	1"	38,5	40,05	28,5	24	32	4,5	8
	40	1½"	46,1	61,6	40,3	33,65	46	4,3	10



Sezione / Section



Curve perdita di carico / Pressure loss curves